

Mono-crystalline Series 380W-400W

SW(380-400W)-72M

MODULE DATASHEET



Company Introduction

Anhui Sunway new energy technology co.,ltd established in 2008, is a high-tech enterprise specialized in developing, designing and producing solar modules, we produce various kinds of solar modules with the following types of solar cell: 156.75mm*156.75mm, 158.7mm*158.75mm, 166mm*166mm, 182mm*182mm, 210mm*210mm. The power of our solar modules ranges from 270W poly to 590W mono half-cell, and all the modules is IEC 61215, IEC61730 ,CE ,CB and PID free certified.

72pcs solar cells

158.75x158.75mm

WHY CHOOSE SUNWAY

1. Variety kinds of modules to meet the diversified needs of our clients and the projects
2. High automatic production lines and advanced technology enables us to produce modules with consistent quality
3. Stringent supplier audit and control as well as the BOM quality test.
4. Automatic materials filtration and sorting plus spot check every batch as well as 100% two times EL test
5. One stop solution to all the solar needs of our clients.
6. Strong enterprise management system and reliable professional customer service.

Key Features



High conversion efficiency due to top quality wafers and advanced cells technology.



Selected encapsulating materials and stringent production process control ensures highly PID resistant.



Excellent withstanding harsh environments, such as salt mist, sand mist as well as ammonia etc.



Optimized system performance due to module level current sorting and 100% two times EL.

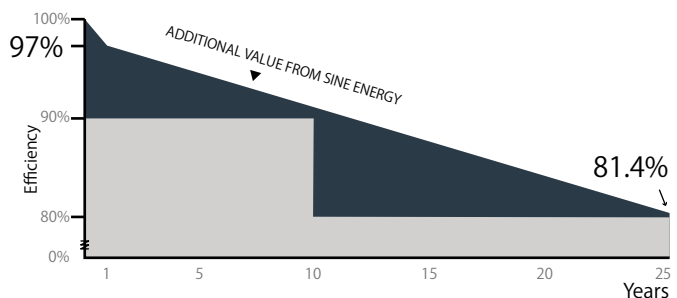


Special cell process ensures good performance under low irradiance conditions.



Highly transparent self-cleaning glass brings additional yield and easy a.

Warranty



10 YEARS

Guarantee on product material and workmanship

25 YEARS

Linear power output warranty



CE CB PID



SW(380-400W)-72M

Electrical Specification (STC*)

	380W	385W	390W	400W
Maximum Power -Pmax(W) :	380W	385W	390W	400W
Maximum Power Voltage-Vmp(V):	39.80	39.98	40.17	40.35
Maximum Power Current-Imp(A):	9.55	9.63	9.71	9.79
Open Circuit Voltage -Voc(V):	48.20	48.40	48.60	48.80
Short Circuit Current-Isc(A):	10.13	10.21	10.29	10.37
Module Efficiency - η m(%):	19.19	19.44	19.70	19.95
Power Output Tolerance (W):	0~+5W			

STC:Irradiance:1000W/m², Module Temperature:25°C,Air Mass:1.5

Electrical Specification (NOCT*)

	282.22W	285.98W	288.97W	292.76W
Maximum Power -Pmax(W) :	282.22W	285.98W	288.97W	292.76W
Maximum Power Voltage-Vmp(V):	36.70	36.90	37.00	37.20
Maximum Power Current-Imp(A):	7.69	7.75	7.81	7.87
Open Circuit Voltage -Voc(V):	44.70	44.90	45.10	45.30
Short Circuit Current-Isc(A):	8.19	8.25	8.32	8.39

NOCT:Irradiance:800W/m², Ambient Temperature:20°C,Air Mass:1.5,Wind Speed:1m/s

Mechanical Specifications:

Solar Cell Type:	Mono-crystalline 158.75x158.75mm
Number of Cells:	72pcs (12x6)
Module Size:	1980*1000*40mm
Weight:	22.5kg
Glass:	High transparency self-cleaning solar glass 3.2mm
Back Sheet:	White TPT
Frame:	Silver Anodized Aluminium Alloy
Junction Box:	IP67
Number of Diodes:	3pcs
Cable:	4.0mm ² 900mm
Connector:	MC4 Compatible
Wind/Snow Load:	2400pa/5400pa

Temperature Coefficient:

Nominal Operating Cell Temp(NOCT):	45±2°C
Temperature Coefficient of ISC:	0.060%/°C
Temperature Coefficient of VOC:	-0.309%/°C
Temperature Coefficient of Pmax:	-0.39%/°C

Optional:

Connector:	MC4 Original
Backsheet:	Black/Transparent TPT
Frame:	Black Anodized Aluminium Alloy

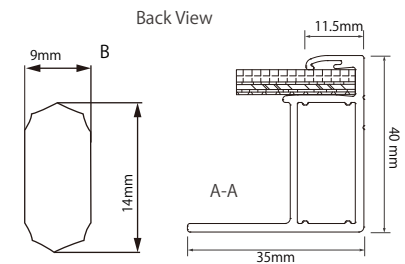
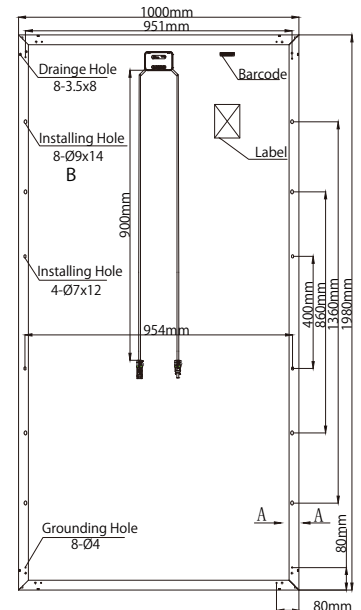
Maximum Ratings

Operational Temperature:	-40~85°C
Maximum System Voltage:	1500V DC(IEC)
Maximum Series Fuse Rating:	20A

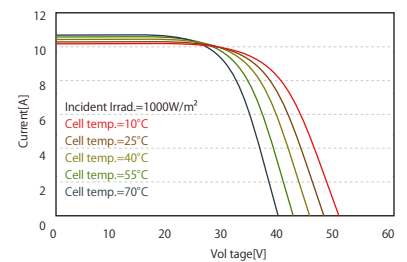
Packaging Information:

Number per Box:	27PCS
Number per 20GP:	270PCS
Number per 40GP:	594PCS
Number per 40HC:	660PCS

Engineering Drawings



U-I Curve at Different Temperature (390W)



U-I/P-U Curve at Different Irradiation (360W)

